



LITTLE FLOWER CHILDREN SCHOOL-BALLIA



Affiliated to CBSE New Delhi [10+2]



The time to cheer aloud,
The time when you can play,
On the beach with your loved ones,
And do what your heart say,
There is no one to see here,
There is nothing as such to see,

Only the sunlight passing the home,
And clear blue sky as can be,
Summers are finally here,
So have a good summer time,
As it's the most amazing time
Happy Summer Time.

Session:2024-25

L.K.G.

Passport Size
Paste Photo

Students Name _____

Roll No: _____

Section: _____

Holiday Homework

NOTICE

NOTICE NO: Ifcs/May/09/2024

Date:18/05/2024

Dear Parents,

Vacation is an excellent time to learn new skills It is a welcome break for the children to enjoy and explore things in their own way. Just the right time to let the children do some creative work.

Here are some interesting and fun-filled assignments for the children to learn and keep them occupied during the holidays. These assignments have been designed to ensure that the children enjoy and learn at same time, we would appreciate if the children do the assignments on their own. Help and guidance may be given wherever required. Let's work together towards the betterment of the students. **Exciting Prizes will be provided to the best five Holiday Assignments.**

Happy Holidays

General Instructions that are to be followed:

1. This is to notify that the school announce Summer Vacation 2024 from 20th May 2024 to 30 June 2024. The classes will resume on 1 July 2024, Monday. as usual.
2. Summer Vacation Home Assignment is available at our website [Website:www.ifcsballia.co.in](http://www.ifcsballia.co.in)
3. Office will remain open from 8:00 am to 1:00 pm during summer vacation.
4. The Holiday Home work is to be done neatly with relevance to the question asked and to be submitted to the subject teacher at the time of reopening of the school i.e. 1 July 2024.
5. Mock test Result Distribution will be held on 24-05-2024,timing 9 am to 12 pm. Scholarship will be awarded to the Toppers of AISSE exam 2024 on 24th May 2024, Friday at 11 am.
6. Download the holiday homework pages and complete the task.
7. Handwriting should be neat and legible.
8. All the subject holiday homework should be done in Holiday home work copy / given worksheet.
9. The holiday homework would be graded.
10. The work should be original and not copied from internet.
- 11.The assignments should be submitted to the respective subject teachers. Surprise recapitulation will be done by the teachers in the month of July.
12. Encourage your ward to do the assigned holiday homework independently.

Summer Tips to be followed:

1. A healthy mind resides in a healthy body"- Pay attention to your health, go for morning and evening walks, drink lots of water, avoid the consumption of junk food, eat healthy and stay healthy.
2. Open your mind for reading newspapers, novels, blogs and stories that will help you in increasing your vocabulary.
3. Indulge yourself into activities like cooking, singing, dancing, aerobics, cycling, trekking, swimming, art and craft, river rafting and gardening. And share your experience with your family and friends.
4. Spend quality time with your grandparents and parents, talk to them regarding their experience of school.

Thanks & Regards
LFCS BALLIA

HOLIDAY



Class: L K G (2024-25)

Children are amazing...cherish them

They are believable...

trust them

They are childlike...

let them

They are energetic...

nourish them

Here now, be with them...

Innocent, delight in them...

Magical, fly with them...



Let's indulge our children in some fun-loving and learning

activities meant for children in vacation which are

specially designed to reinforce essential

skills learnt at school and to help the

students establish regular habits.

It's an opportunity for parents to be

part of their learning process.



EXPLORE NATURE

Let's explore nature by accompanying our grandparents/ parents to a morning/ evening walk and observe various animals, birds and plants.

- On the walk, collect dry leaves of varied shapes and be creative with them.
- Make a small nest with dry twigs, branches etc.
- Listen to the various sounds and chirping of birds and try to recognize them.



FAMILY BONDING TIME

Spend quality time with your family and help them to:

- Lay the table.
- Assist in kitchen.
- Learn 2 new indoor games.
- Use 3 magical words - Thank You, Please, Sorry.



VISIT TO A VILLAGE

Let's visit a village nearby and know about the roots of our countryside:

- Find out the crops that are grown.
- Sources of water used for cultivation.
- Make one related drawing on A4 sheet.



activity TIME

- **MAGIC COASTER**

Let's make a coaster with hand printing and get it laminated (size: 4"x4")



- **BIRD FEEDER**

To inculcate the habit of helping the birds around us, let's make a bird feeder with a waste water bottle.



- **FINGER PUPPETS**

It's time to be creative, have fun and to tell a story with self designed finger puppets.

- **ROCK PAINTING**

Let's collect small pebbles/ stones and paint them to give a vibrant look.



- **ADOPT A PLANT**

As we are growing up, so it's time to take up a responsibility. Let's adopt and take care of a plant and take it's before and after picture.



- **MAKE BOOKMARKS**

Let's read atleast two story books and make two bookmarks for them.

FUN ENGLISH

- **ENRICH YOUR VOCABULARY**

It's time to make a vocabulary file by using different vowels.
Eg. hot, hit, hut, hen, hat etc.

- **PICTURE READING**

Let's make a story from the given picture.

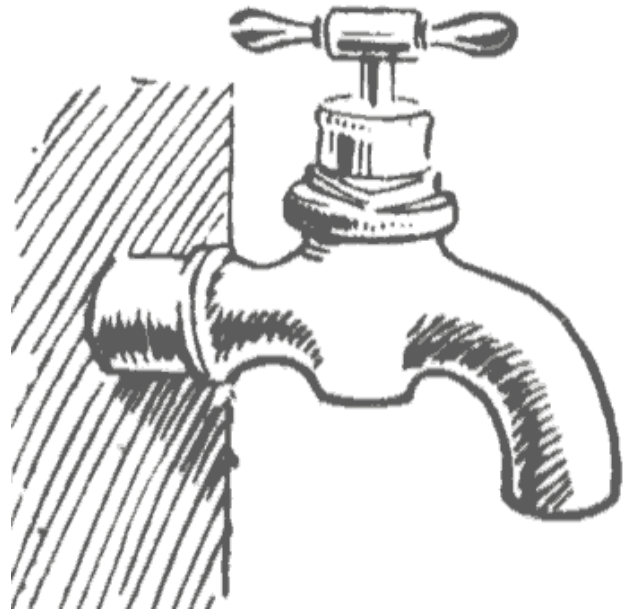


COMPLETE THE STORY


BY FILLING IN THE MISSING LETTERS

One day it was h__t. The
d__g was s__d. The c__t
was on the m__t. The
h__n saw a f__x. Help!
she cried. The dog and
the cat h____d in the
b__n. The hen hid in the
b__x. The fox fell in the
p__t. The s__n was hot.

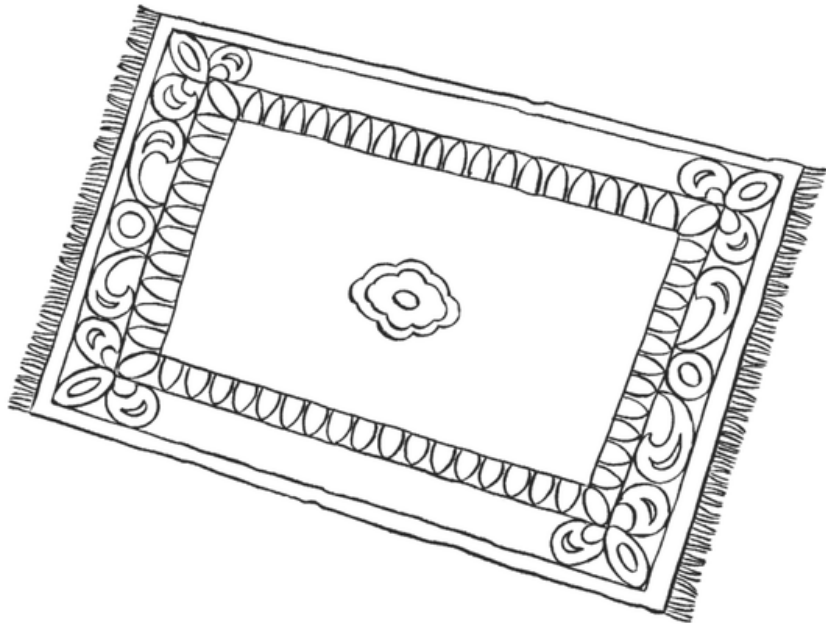
LOOK AND WRITE




Four horizontal lines for writing, with red lines at the top and bottom, and blue lines in the middle.




Four horizontal lines for writing, with red lines at the top and bottom, and blue lines in the middle.



Four horizontal lines for writing, with red lines at the top and bottom, and blue lines in the middle.



Four horizontal lines for writing, with red lines at the top and bottom, and blue lines in the middle.



Four horizontal lines for writing, with red lines at the top and bottom, and blue lines in the middle.

READ AND DRAW

dog

pot

cap

sun

hot

Let's **DO** this!

- **READING TIME (ENGLISH)**

Read a newspaper, find out two and three letter words and cut and paste them in notebook.

- **DODGING (NUMBERS)**

Let's practice dodging (1-50): at least 4 times in notebook.

- **WHAT COMES AFTER (NUMBERS)**

Let's practice what comes after (1-50): at least 4 times in notebook.

- **TIME TO REVISE**

Topics done: 'Myself', 'My Family'

- **FUN WITH SHAPES**

Let's create a jungle scene with the help of shapes on A4 sheet.



RHYME TIME


- Let's learn and recite all the rhymes done in the class.
- Note: Please learn one English/Hindi rhyme not from the syllabus for the Rhyme Recitation Competition after the summer vacation.




fun with NUMBERS



How Many Do You See?



COLOUR THE FISH AS DIRECTED



चित्र बनाओ

सड़क

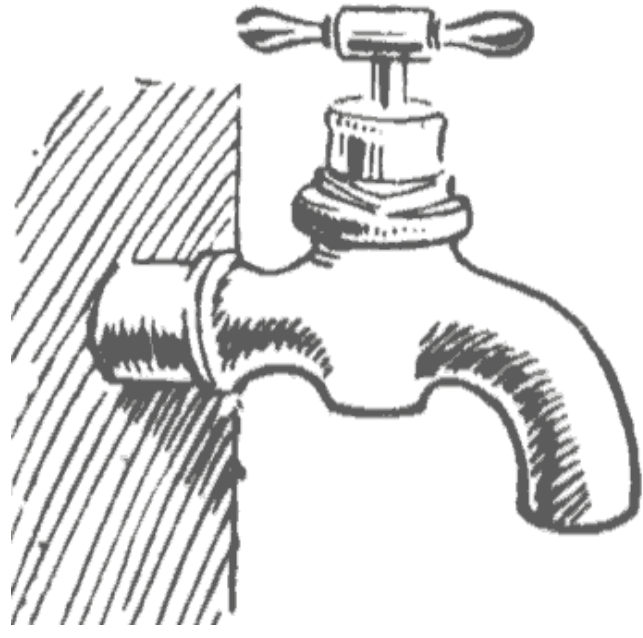
भवन

बस


घर

वन

देखो और लिखो




Four horizontal lines for writing, with red lines at the top and bottom and blue lines in the middle.



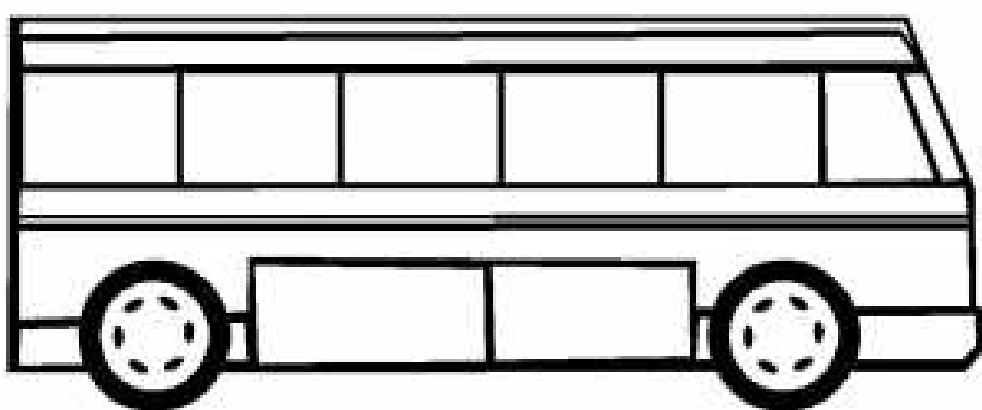
Four horizontal lines for writing, with red lines at the top and bottom and blue lines in the middle.



Four horizontal lines for writing, with red lines at the top and bottom and blue lines in the middle.



Four horizontal lines for writing, with red lines at the top and bottom and blue lines in the middle.



Four horizontal lines for writing, with red lines at the top and bottom and blue lines in the middle.

शब्द पूरे करो

क__श

भग__

__टर

स__क

कल__

ह__न

__गर

कम__

__हद

बत__

र__ड

ड__र

दो/ तीन अक्षर वाले शब्द बनाओ

ख	च	ल	र
क	ट	म	स
त	थ	प	ब

शब्द

अक्षर से शुरू होने वाले शब्द लिखो

न	नल, नट,
प	
क	
स	
ज	
म	
च	
ल	

HOLIDAY JOURNAL

DATE: _____


The weather was...



I ate...



My favourite thing I did today...



Make drawings

HOLIDAY JOURNAL

DATE: _____

Vacation planning

I am going to...



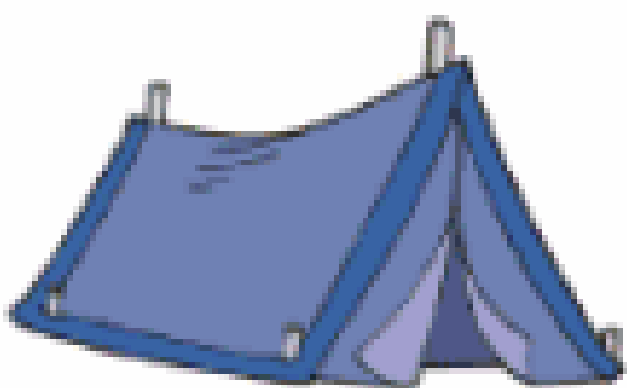
I am travelling by...



I am going with...



I am staying in...



Make drawings

L.K.G.

English Stories – Learn and revise “ Birbal and the Magic Stick”

English Rhymes – Pg. No. 6, 7 , 8 , 9 and 10

Hindi Stories- Learn and revise “ कौआ और लोमड़ी ” और “शहरी चूहा और गाँव का चूहा ”

Hindi Rhy- Learn and revise pg. no. 5, 6 , 7 , 8 , 9

Hindi

स्वर और व्यंजन अपनी हिंदी कॉपी में चार बार लिखिए और याद कीजिये ।

दो अक्षर वाले 10 शब्द और तीन अक्षर वाले 10 शब्द अपनी हिंदी किताब से छांट कर कॉपी में लिखिए और याद कीजिये ।

E.V.S

Write 10 parts of body name in E.V.S. copy.

Write the sense organ in E.V.S. copy.